



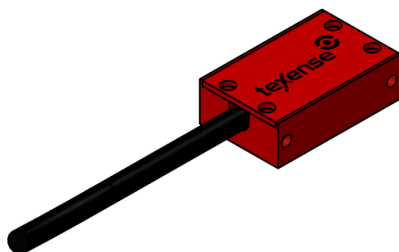
# AC-GAS1

1 axis gas accelerometer 1 to 10G range

SN: A#####

Texense sensors are designed for data logging. Should the users want to include this sensor in a closed loop system, they must undertake total responsibility from doing so.

Measurement features		
Available ranges	±1, ±2, ±5, ±10	G
Sensitivity	2000 to 200 ±2%	mV/G
Sensitivity Drift (20 to 80°C)	±2.5	%
Signal at 0G	2.500 ± 0.050	V
Offset Drift (20 to 80°C)	±50	mV
Bandwidth at -3dB	DC to 20(±15%)	Hz
Calibrator	LDS V406	
Typical Cross axis sensitivity	4	%
Electrical features		
Supply Voltage	6 to 16	V
Supply Current	9	mA
Output Voltage	0 – 5	V
Output Impedance	47	Ω
Mechanical features		
Dim	25x16x8	mm
Material	Aluminium	
Weight (without cable)	7	g
Protection	IP66	
Environment		
Shock	1000	G
Insulation under 50V <sub>bc</sub>	>55	MΩ
Operating Temp	-20 to +100	°C
Storage Temp	-40 to +125	°C




Date		Operator	
Order			
Customer			
Product Ref	AC-GAS1-##-##		
SW version	V#.#		

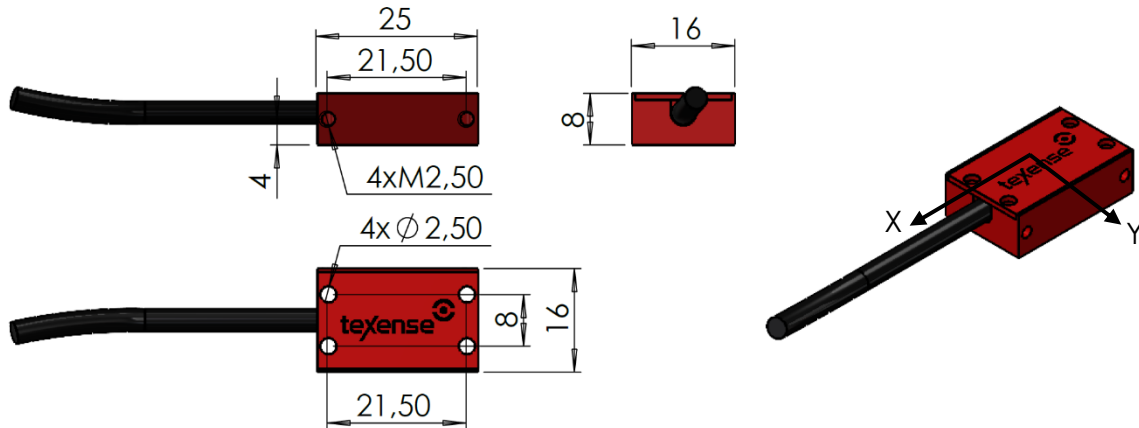
Sensor readings	
Axis	
Signal @ -1G	...V
Signal @ 0G	...V
Signal @ +1G	...V
Sensitivity	...mV/G
Cut off frequency at -3 dB	...Hz
Cross Axis	...%

Cable		
4x 26AWG FEP tinned copper braided cable 250V 200°C		
Length: 1000mm		Tubing :
Connector: on request		
Color	Function	Pin
Red	Supply	-
Black	0V	-
White	Signal	-
Green	Reserved (do not connect and isolate)	-
Braid	Not connected	

Standard calibration table				
	1G 2000 mV/G	2G 1000 mV/G	5G 400mV/G	10G 200mV/G
-10				0.500
-5			0.500	1.500
-2		0.500	1.700	2.100
-1	0.500	1.500	2.100	2.300
0	2.500	2.500	2.500	2.500
+1	4.500	3.500	2.900	2.700
+2		4.500	3.300	2.900
+5			4.500	3.500
+10				4.500



## Mechanical drawing



## Example of Texense inertial units installation



The mounting holes enable to build a compact custom inertial system, mixing accelerometers and gyroscopes.

## Ordering information

**Ordering ref:**

AC-GAS1 – Axis Range

X: X axis considered (Y not wired)	1: Range $\pm 1G$
Y: Y axis considered (X not wired)	2: Range $\pm 2G$
	5: Range $\pm 5G$
	10: Range $\pm 10G$

ex: AC-GAS1-Y5:

- X axis not wired
- Y axis range  $\pm 5G$