

### APPLICATIONS

- Sensor recommended for detection in liquids
- Use with additional lenses on probe and long optical probes (>10 metres)
- Engine test bed, drive shaft, heavy industry and mining



### WORKING DISTANCE

Diffuse reflection (function encoding and Albedo)	1mm < <b>D</b> < 5mm (black and white stripes)
Through-beam	20mm / 30mm with additional lens 60mm with objective

### ELECTRICAL SPECIFICATIONS

Transmitters	LED near IR+ visible
Supply voltage	From 9 to 30Vcc
Average current consumption (12Vcc)	< 120 mA
Possible inrush current / Duration	>1 Amp. / <10 microsec.
Receiver (sensible to the light)	High-speed Photodiode
Switching Frequency	0< <b>F</b> <600 KHz
Switching time (10 - 90%)	Rise time: 25 nanosec. Fall time: 25 nanosec.
Sensor Setting / Power Adjustment / Option	Potentiometer ¾ tour / Additional washers / Remote Potentiometer via SMB
Connection	1,5 m cable / Plug & Play Connector - TTI via SMA
Standard Output / Options	TTL / TTL via SMA
Output control	Blue LED + top of fibre visible light patented concept
Amplifier Operating temperature	From -10 °C To +70°C
Protection	Temporary short-cut

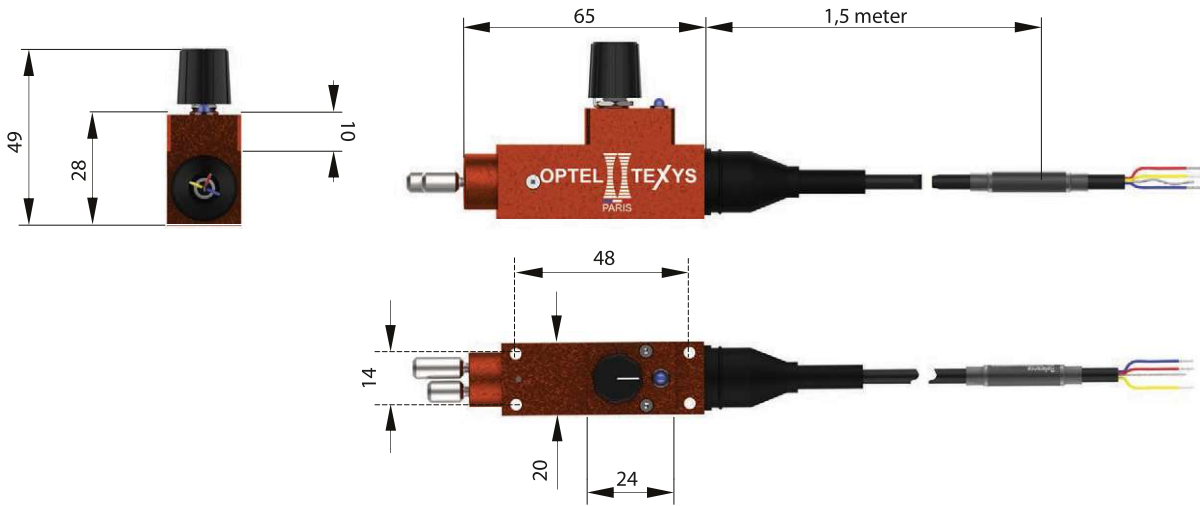
### MECHANICAL SPECIFICATIONS

Box	Anodized AU4G, standard in black
Mass	150 gr
Dimension, Fixation	14X48 mm, 4 x holes Ø 3mm

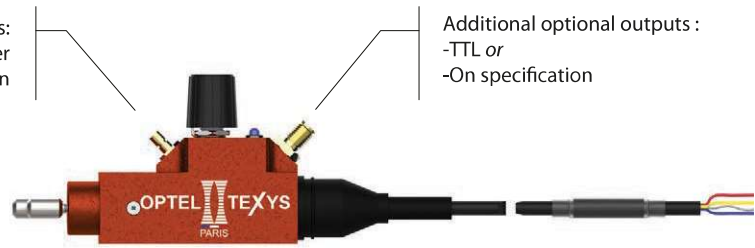
### RECOMMENDED PROBES

Diffuse reflection standard / slit ending fibre probe	Multi YO / Multi SLIT YO
Through-beam standard / slit ending fibre probe	Multi FFO / Multi SLIT FFO
Standard temperature Range	Long life: -5°C to +80°C
Limit temperature Range	Limits: -50°C to +120°C
High Temperature probe	On Specification

These characteristics are not of contractual matters. OPTEL-TEXYS keeps the right to proceed to alterations of improvements without any previous notice. The Products should only be used for prototype testing and measurement purposes on Buyer's internal test vehicles and vehicle simulators, and, for avoidance of doubt, should not be installed on any vehicle that is not a Buyer internal test vehicle or vehicle simulator and should not be used for online condition monitoring.

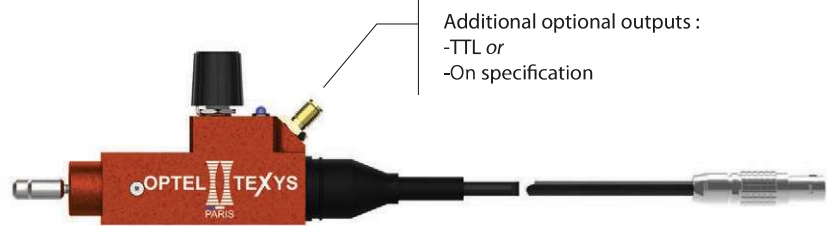



Additional optional outputs:  
-Remote potentiometer  
-On specification




Additional optional outputs :  
-TTL or  
-On specification

Power Adjustment:  
Additional washers



Additional optional outputs :  
-TTL or  
-On specification

Optional connector



Probe separately sold  
MULTI SLIT YO HM6x20 SURG B

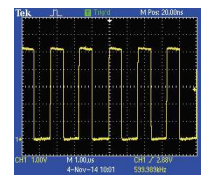
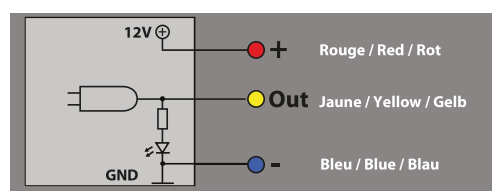
These characteristics are not of contractual matters. OPTEL-TEXYS keeps the right to alterations of improvements without any previous notice. The Products should only be used for prototype testing and measurement purposes on Buyer's internal test vehicles and vehicle simulators, and, for avoidance of doubt, should not be installed on any vehicle that is not a Buyer internal test vehicle or vehicle simulator and should not be used for online condition monitoring.



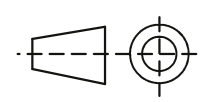
Advanced Sensing Systems for Analysis of Rotation Equipment

OPTEL-TEXYS  
6 Rue Emile LANDRIN  
F-75020 PARIS  
FRANCE

contact@optel-texys.com  
www.optel-texys.com  
Phone: +33(0)1 43 58 75 26



Material  
Anodized aluminium



20210215

Reference  
**152 G8**