

### APPLICATIONS

- Sensor recommended for acyclism, torsional vibrations
- Test bench and embedded measurement
- Measurement on rotating machines: combustion engine, electric and hybrid motors, hydrogen, turbine



### WORKING DISTANCE

Diffuse reflection (function encoding and Albedo)	1mm < <b>D</b> < 5mm (black and white stripes)
Through-beam	20mm / 30mm with additional lens

### ELECTRICAL SPECIFICATIONS

Transmitters	LED near IR+ visible
Supply voltage	From 9 to 30Vcc
Average current consumption (12Vcc)	< 80 mA
Possible inrush current / Duration	>1 Amp. / Less than 10 microsec.
Receiver (sensible to the light)	High-speed Photodiode
Switching Frequency	0 < <b>F</b> < 260 kHz
Switching time (10 - 90%)	Rise time: 50 nanosec. Fall time ≤ 0.5 microsec.
Power Adjustment	¾ turn Potentiometer
Connection	1,5 m cable+ Plug & Play Connector
Standard Output / Options	PNP TTL / RS485
Accessories Output	Additional TTL via SMA / On specification
Output control	Blue LED + top of fibre visible light patented concept
Amplifier Operating temperature	From -10 °C To +70°C
Protection	Temporary short-cut


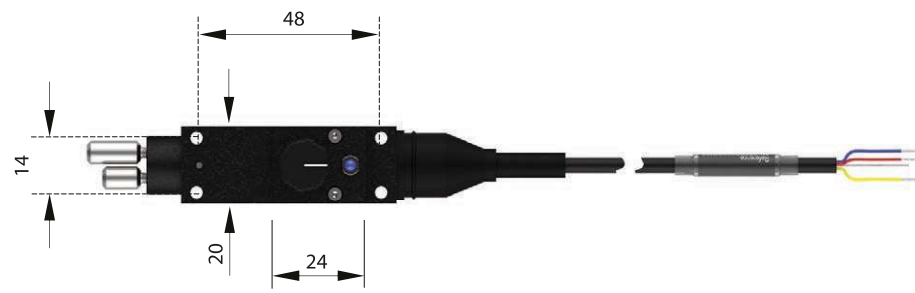
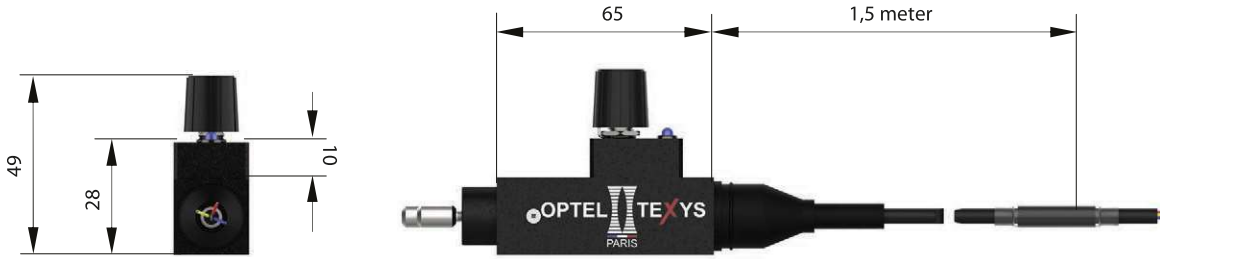
### MECHANICAL SPECIFICATIONS

Box	Anodized AU4G, standard in black
Mass	150 gr
Dimension, Fixation	14X48 mm, 4 x holes Ø 3mm

### RECOMMENDED PROBES

Diffuse reflection standard / slit ending fibre probe	Multi YO / Multi SLIT YO
Through-beam standard / slit ending fibre probe	Multi FFO / Multi SLIT FFO
Standard temperature Range	Long life: -5°C to +80°C
Limit temperature Range	Limits: -50°C to +120°C
High Temperature probe	On Specification

These characteristics are not of contractual matters. OPTEL-TEXYS keeps the right to proceed to alterations of improvements without any previous notice. The Products should only be used for prototype testing and measurement purposes on Buyer's internal test vehicles and vehicle simulators, and, for avoidance of doubt, should not be installed on any vehicle that is not a Buyer internal test vehicle or vehicle simulator and should not be used for online condition monitoring.



Fixing optical probe on sensor




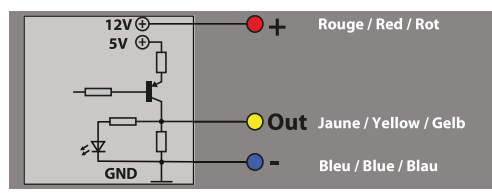
These characteristics are not of contractual matters. OPTEL-TEXYS keeps the right to proceed to alterations of improvements without any previous notice. The Products should only be used for prototype testing and measurement purposes on Buyer's internal test vehicles and vehicle simulators, and, for avoidance of doubt, should not be installed on any vehicle that is not a Buyer internal test vehicle or vehicle simulator and should not be used for online condition monitoring.



Advanced Sensing Systems for Analysis of Rotation Equipment

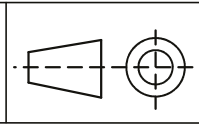
OPTEL-TEXYS  
6 Rue Emile LANDRIN  
F-75020 PARIS  
FRANCE

contact@optel-texys.com  
www.optel-texys.com  
Phone: +33(0)1 43 58 75 26



Material

Anodized aluminium



20210215

Reference

152 G7